






OVERVIEW

 The new **SURYA 1** is a modern take on our classic decorative round bulkhead, now designed specifically for LED. It is appropriate for use in industrial, commercial and public lighting applications. The **SURYA 1** is fitted with an opalescent high impact acrylic diffuser and finished in a special multi-stage satin powder coating and is available in a variety of colours. The **SURYA 1** is also available in an Emergency version.

-  **ADVANTAGES**

 - Suitable for LED and energy saving lamps, emergency options available.
 - All control gear components mounted on a removable gear tray, mounted to the base with three keyhole slots
 - Control gear trays can be installed base mounting, allowing protection against damage or theft on site
 - 3mm high studs provided on the base, ensuring that no rainwater runs over the luminaire surface when installed, keeping it clean for longer.

 **APPLICATIONS**

 - Commercial Lighting
 - Industrial Buildings
 - Public Buildings
 - Office Parks
 - Industrial Developments
 - Exterior Facades



FEATURES & BENEFITS

BODY:

High pressure die cast LM6 aluminium base and trim ring, finished in a special multi stage finish powder coating.

GASKET:

Silicon sponge gasket

GEAR TRAY:

0.8mm white powder coated mild steel removable gear tray, stainless steel version available on request



RETAINING SCREWS:

Stainless steel Allen head screws

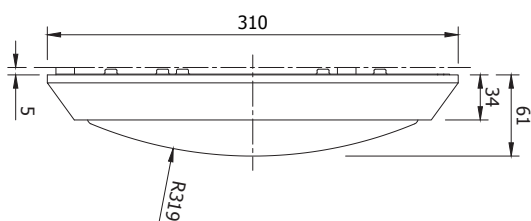


DIFFUSER:

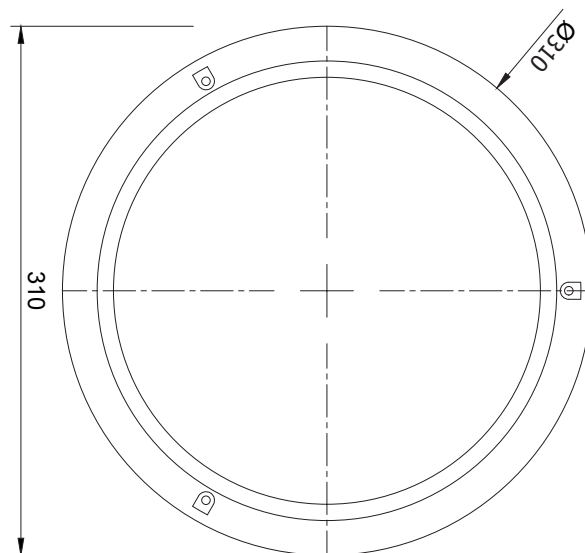
Opal high impact acrylic diffuser



DIMENSIONS



| MEASUREMENTS | |
|--------------|-------|
| WIDTH | 310mm |
| LENGTH | 310mm |
| HEIGHT | 61mm |



COLOUR VARIATIONS

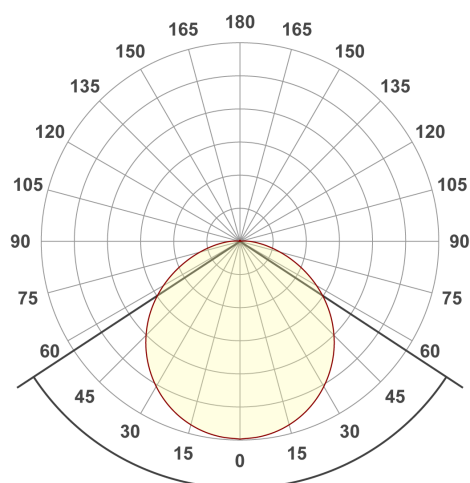
STANDARD COLOURS:

- BLACK
- WHITE
- RED

*RAL COLOURS AVAILABLE ON REQUEST



PHOTOMETRICS

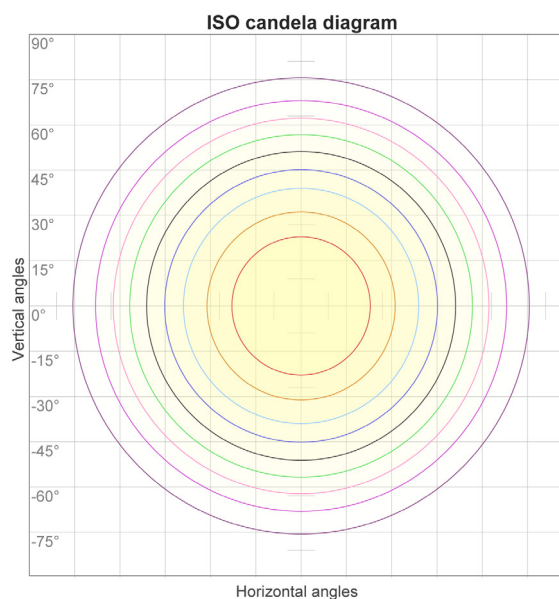


Beam angle

113.4°



CIE 1931
x: 0.398
y: 0.392



Distance (meter)

1 m

2 m

3 m

4 m

5 m

Lux*

113.4°

235 lx

59 lx

26 lx

15 lx

9 lx

Footcandles*

22 fcd

5 fcd

2 fcd

1 fcd

1 fcd

*measured at
center of beam

Beam width (meter)

3 m

6.1 m

9.1 m

12.2 m

15.2 m

ORDERING DATA

| SURY | X | X | X | X | X |
|-------------|---------------|---------------------|-------------------|--------------------------|---------------|
| Family Name | | CT | Diffuser | Mounting | Emergency |
| | A = Australia | 2 = 2200K | 1 = Standard Opal | 1 = Standard Mounting | 0 = Standard |
| | G = Global | 3 = 3000K | 2 = Eyelid | B = Stainless steel lugs | E = Emergency |
| | | 4 = 4000K | | | |
| | | 5 = 5000K | | | |
| | | X = Special Request | | | |

Due to continuing R&D, the above data may change without prior notice. Please consult us for the latest available options. Warranties subject to our standard terms and conditions of sale.



MAGNITECH
LIGHTING INDUSTRIES



SABS
ISO 9001

21 RAEBOR ROAD BENROSE JOHANNESBURG 2094
P.O. BOX 27129 JEPPESTOWN 2043

T: +27 (0)11 618 2720 F: +27 (0)11 614 9603

E: SALES@MAGNITECH.CO.ZA

W: MAGNITECH.CO.ZA